

Vico Office

The Core of the Vico Construction-Oriented Environment.

Using the Vico Office client you can publish and seamlessly merge 3D models from Autodesk Revit®, Tekla Structures®, and Graphisoft ArchiCAD®, thus forming an integrated BIM environment.

The published information can be accessed by Vico Office modules to perform integrated 3D, 4D, and 5D activities, such as quantity takeoff, cost planning, constructability analysis, and scheduling.

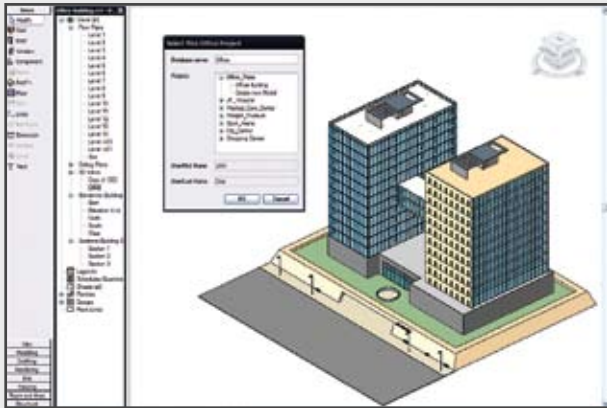
The Vico Office Client also includes model version management, extensive viewing modes, and data filtering tools, which enable you to efficiently use and control the integrated 5D environment.

Vico Office lets you:

- ▶ Publish BIM models from Autodesk Revit®, Tekla Structures®, and Graphisoft ArchiCAD®
- ▶ Manage model versions
- ▶ Specify the creation of Takeoff Items
- ▶ Filter, print and analyze project data
- ▶ Explore an integrated whole-project model

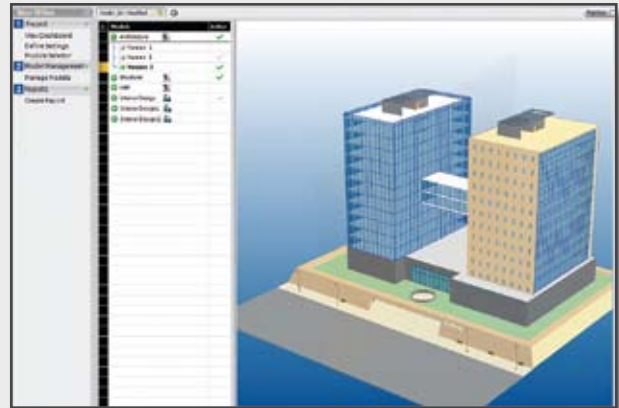
▶ As Simple as That!

1 Publish your Model



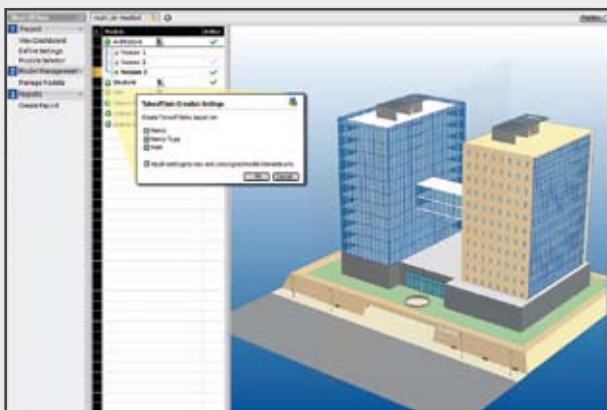
Simply select 'Publish to Vico' to transfer the 3D model data from Autodesk Revit®, Tekla Structures®, or Graphisoft ArchiCAD® into the Vico Office integrated environment. The transferred data includes the elements' geometry, together with a rich set of construction-oriented properties.

2 Manage Versions



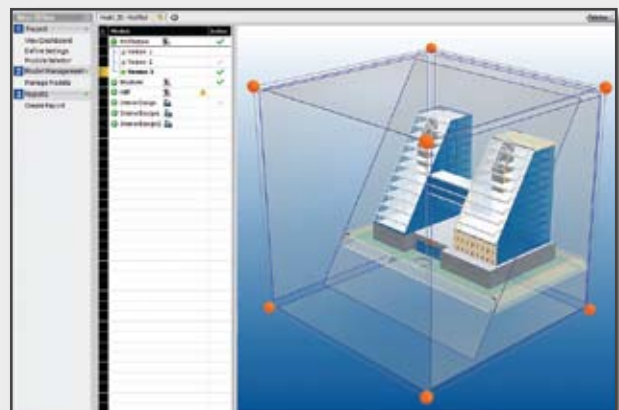
Combine a set of 3D models from various BIM applications, and benefit from one reliable and integrated information source. As your project evolves and new model versions become available, you can merge the new models while preserving the unchanged data.

3 Create Takeoff Items



Activate your model and define the way Vico Office creates takeoff items. Vico Office provides you with full control over the granularity of your takeoff. Simply select the TOI creation method option and you're done.

4 Explore and Filter



Explore your project using the Vico Office advanced navigation and filtering tools. Combining the information created by your design team allows you to benefit from an integrated whole-project view, and from a rich set of data supporting project quantity takeoff, cost calculation, and scheduling.

To learn more about Vico Office environment and to visit www.vicosoftware.com or contact sales@vicosoftware.com

USA

Vico Software, Inc.
P: (978) 882-0170
F: (978) 882-0171
info.us@vicosoftware.com

Hungary

Vico Software Kft.
+36 1 436 91 96
+36 1 436 91 96
info.hu@vicosoftware.com

Finland

Vico Software Oy
P: (+358) 9 440 240
F: (+358) 9 440 277
info.fi@vicosoftware.com